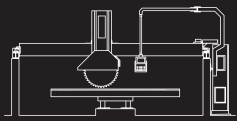


**GMM**  
STONE MACHINERY

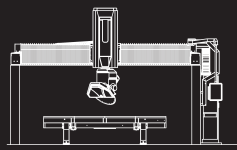
POWER & CONTROL

# Litox 1000 CN2

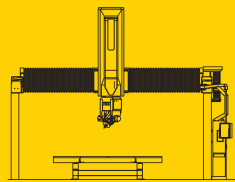
CNC 5-AXIS BRIDGE SHAPING MACHINE / SAGOMATRICE A PONTE CNC 5 ASSI



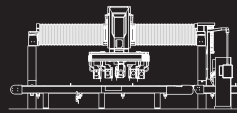
BRIDGE SAWING MACHINES  
SEGATRICI A PONTE



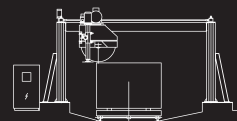
5-AXIS SAWING MACHINES  
FRESE 5 ASSI




5-AXIS SHAPING MACHINES  
SAGOMATRICE 5 ASSI



CUTTING CENTER MACHINES  
CENTRI DI TAGLIO



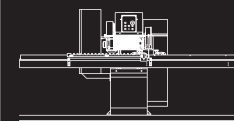
BLOCK CUTTER  
TAGLIABLOCCHI



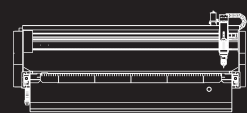
EDGE POLISHER / LUCIDACOSTE



CALIBRATING AND POLISHING MACHINES  
CALIBRATRICE-LUCIDATRICE



LINE ACCESSORIES  
COMPLEMENTI DI LINEA



WATER JET



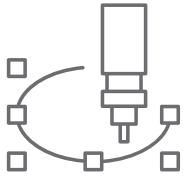
POWER & CONTROL



EXPERIENCE & QUALITY




TECHNOLOGY & INNOVATION



**CNC**  
TECHNOLOGY



 YouTube





### CNC 5-axis bridge shaping machine

The Litox blends the ease of use of a traditional manual machine, with the high output operator free sawing cycles. Simple and intuitive programming enables owners and operators to get the most from the machine - featuring parametric drawings, Cuts From CAD, Contouring, Curb programming, Profiling and Shaping, Drilling and lettering, and spiral work pieces, the machine can also be equipped (upon request) with a digital camera to provide a jpeg of the slab on screen, automatic movement/unloading of sawn pieces saving time, man power, and raw material by using integrated Vacuum head, auto tool changing with either ISO40 or simple magnetic connection, overlapping automatic table changing, a rodding device to create grooves in the underside of pieces, and even a lathe (hydraulic driven or CNC).

- Fully interpolated 6 axis movement with rotating head with 370° range, inclination from 0°-90°.
- Hot dipped galvanized non rotating table with variable height saw surface high density plastic or rubber matting (optional) with max blade size of 1100 mm (43.3 in) with inverter drive. Z axis (rise and fall movement) - 1000 mm (39.4 in).
- The principle sections of the machine are made from solid cast iron with auxiliary parts made up of hot dipped galvanized steel structures - supplied with folding door solid panel safety barriers.
- Fast and precise movements due to brushless motors with absolute encoders, recirculating ball bearing movement, precision gearboxes and interpolated axis from the CNC.
- Electro spindle running up to 6000 rpm with centre waterfeed and a 36x2 or 1/2 gas fitting. Or (on request) ISO40/iso50 cone fitting running at upto 8000 rpm for automatic tool change.
- Suspended pendant with 15" TFT color touchscreen. Machine is equipped with USB/Ethernet port for easy loading of programs. Stainless steel electrical panel.
- Software which controls 6 axis (X-Y-Z-W-R-lathe) and TOOL POINT control.



### Sagomatrice a ponte CNC 5 assi

*La macchina unisce all'estrema facilità di utilizzo in manuale, una programmazione semplice ed intuitiva sia delle lavorazioni base che di quelle più avanzate, programmazione parametrica, tagli da cad, contornatura, profili e sagome, cordoli, forature, carotature, bassorilievi, scritte, torciglioni, ecc e può essere integrata con varie funzionalità tra cui la fotografia lastra con camera digitale, lo spostamento pezzi con ventosa, lo scarico pezzi con ventosa, il cambio utensile automatico con cono ISO o magnetico, il rodding e lo scambiatore di tavole e il tornio.*

- Testa orientabile di 370°, testa inclinabile di 90°.
- Banco fisso a più livelli in acciaio zincato a caldo con copertura in PVC.
- Disco fino a 1100 mm di diametro azionato da inverter.
- Corsa verticale (asse Z) 1000 mm.
- Tutte le strutture principali della macchina sono in fusione di ghisa.
- Barriera di sicurezza a pannelli in termoformato.
- Elevate velocità, massima precisione grazie ai motori brushless con resolver encoder assoluti, guide a ricircolo di sfere, riduttori di precisione, interpolazione degli assi con CNC.
- Elettromandrino fino a 6.000 rpm con albero forato per passaggio acqua e attacco frese da 36x2 - 1/2" gas o cono ISO 40/50 8.000 rpm con cambio utensile automatico.



### Sierra molduradora automática a puente CNC

*Litox une a la extrema facilidad de utilizo en manual, una programación simple e intuitiva sea en los trabajos básicos que en los más avanzados, programaciones paramétricas, cortes de cad, contorneado, perfiles y formas, perforación, bajorrelieve, escritura etc. y puede ser integrada con diferentes funciones entre las cuales, fotografías de la lamina con cámara digital, movimentación de las piezas con ventosa, descarga de piezas con ventosa, cambio de utensilio automático como ISO o magnético, el rodding, el intercambiador de mesas y el torno.*

- Cabezal orientable de 370° e inclinable de 90°.
- Mesa fija multiniveles en acero galvanizado en caliente con cobertura.
- Disco hasta 1100 mm. de diámetro accionado por inverter.
- Carrera vertical (eje Z) de 1000 mm.
- Todas las estructuras principales de la maquina son en hierro fundido.
- Barreras de seguridad a libro.
- Elevada velocidad, máxima precisión gracias a los motores brushless con encoder absolutos, guías a recirculo de esferas, reductores de precisión, interpolación de los ejes con CNC.
- Electro mandril de 6.000 rpm con flecha perforada para el paso de agua y anclaje de la herramienta con rosca de 36x2 - 1/2 gas o con cono ISO 40 a 8.000 rpm para el cambio de utensilio automático.
- Consola pensil con video 15" TFT a colores touchscreen con puerto USB y cuadro eléctrico en acero inoxidable.



TECHNICAL DATA / DATI TECNICI

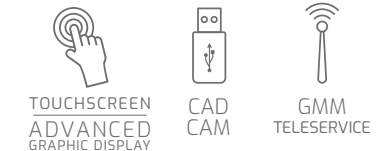
CUTTING STROKE OF THE BLADE (X AXIS) CORSA MASSIMA ORIZZONTALE DISCO (ASSE X)	3800 mm
MAXIMUM BRIDGE TRASLATION (Y AXIS) TRASLAZIONE MASSIMA DEL PONTE (ASSE Y)	2750-4320-5230 mm
MAXIMUM VERTICAL TRAVEL OF THE BLADE (Z AXIS) CORSA MASSIMA VERTICALE DISCO (ASSE Z)	1000 mm
MAX ANGLE OF TILT HEAD (R AXIS) ANGOLO MASSIMO DI INCLINAZIONE DISCO (ASSE R)	0°÷90°
MAXIMUM BLADE ROTATION (W AXIS) ANGOLO MASSIMO DI ORIENTAMENTO DISCO (ASSE W)	0°÷370°
MAXIMUM VERTICAL BLADE DIAMETER DIAMETRO MASSIMO DISCO VERTICALE	925-1300* mm
BLADE HOLE DIAMETER DIAMETRO FORO	60 mm
BLADE LOCKING FLANGE DIAMETER DIAMETRO FLANGE DISCO	250 mm
MAXIMUM CUTTING DEPTH PROFONDITÀ DI TAGLIO MASSIMA	335-520* mm
TABLE DIMENSION DIMENSIONE DELLA TAVOLA	2000 x 3500 mm
POWER OF THE BLADE MOTOR POTENZA MOTORE DEL DISCO	32 (5 6) kW
SPINDLE SPEED OF ROTATION VELOCITÀ DI ROTAZIONE DEL MANDRINO	500÷6000 rpm
SLIDE CUT SPEED (X AXIS) VELOCITÀ DI TAGLIO DELLA SLITTA (ASSE X)	0÷35 m/min
BRIDGE TRANSLATION SPEED (Y AXIS) VELOCITÀ TRASLAZIONE DEL PONTE (ASSE Y)	0÷35 m/min
VERTICAL MOVEMENT SPEED (Z AXIS) VELOCITÀ MOVIMENTO VERTICALE DISCO (ASSE Z)	0÷7,5 m/min
TIME TO ROTATE HEAD 90° (W AXIS) TEMPO PER RUOTARE IL DISCO DI 90° (ASSE W)	1,5 sec
WATER CONSUMPTION AT 3 BAR PORTATA ACQUA DI REFRIGERAZIONE A 3 BAR	50 l/min
AIR CONSUMPTION AT 6 BAR CONSUMO ARIA A 6 BAR	55-80 l/min
TOTAL MACHINE MASS MASSA COMPLESSIVA	7500 kg
MACHINE PACKING DIMENSIONS VOLUME IMBALLO MACCHINA IN VERSIONE STANDARD	40' O.T. container

\*OPTIONAL



Programming and control unit  
15" touchscreen colour display with LAN connection and USB port.

Unità di programmazione e controllo  
Display TFT a colori da 15" touchscreen con connessione LAN e porta USB.



TECHNOLOGY & INNOVATION



EXPERIENCE & QUALITY



POWER & CONTROL



Litox 1000 CN2


STANDARD MACHINE PROGRAM / PROGRAMMA MACCHINA BASE

COD. MF 400




Single cut, multiple cuts, inclined or mitre cuts.

Taglio singolo, tagli multipli, tagli inclinati e obliqui.



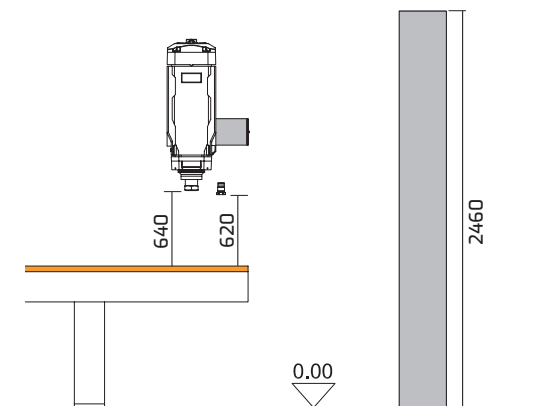
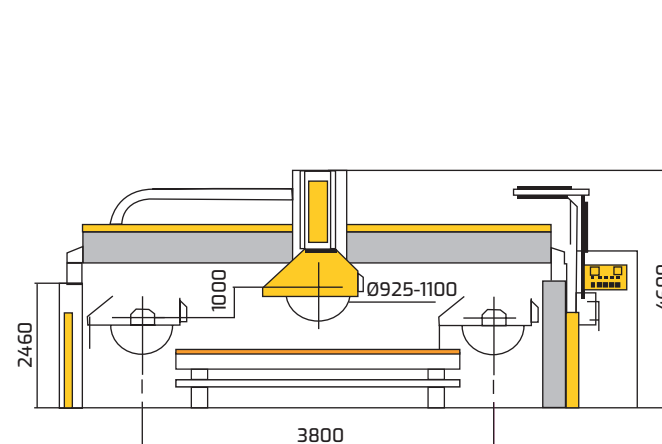
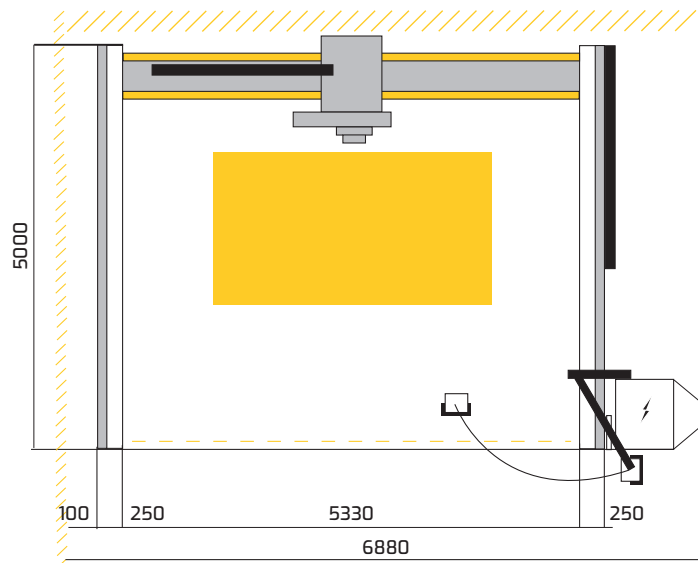
Orthogonal cuts and polygons.

Tagli ortogonali e poligoni.



Circumferences, archs.

Circonferenze, archi.





POWER & CONTROL



EXPERIENCE & QUALITY



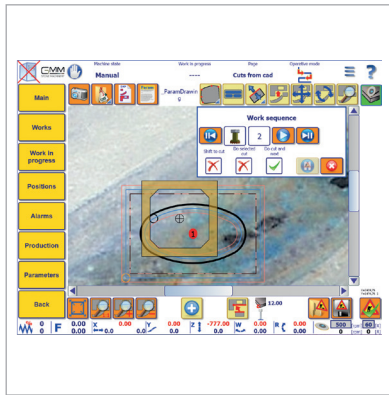
TECHNOLOGY & INNOVATION

OPTIONAL ON REQUEST / OPZIONALI A RICHIESTA

**COD. A6446**  
CUTS FROM CAD  
TAGLI DA CAD



**COD. A6447**  
CONTOURING 2D  
CONTORNATURA 2D



**COD. A5501**  
TOOL DIAMETER CONTROL  
LETTORE DIAMETRO UTENSILE



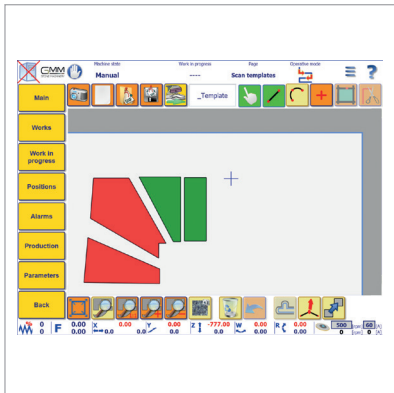
**COD. A5504**  
SLAB THICKNESS READER  
LETTORE SPESSORE LASTRA



**COD. A5453**  
CAMERA ON BOARD  
TELECAMERA




**COD. A6423**  
OPTICAL TEMPLATE COPIER  
RILEVATORE OTTICO DI DIME



**COD. A6412**  
VARIABLE CUTS  
TAGLI VARIABILI



**COD. A1712**  
MAGNETIC TOOL CHANGER  
CAMBIO UTENSILE MAGNETICO



**COD. A1715**  
12-POSITION AUTOMATIC TOOL CHANGER  
CAMBIO UTENSILE AUTOMATICO A 12 POSIZ.



**COD. A1731**  
AUTOMATIC DISC CHANGER  
CAMBIO AUTOMATICO DISCO



TECHNOLOGY & INNOVATION

EXPERIENCE & QUALITY

POWER & CONTROL

Litox 1000 CN2

COD. A6443 - A6444  
WORKS WITH CAD/CAM  
LAVORAZIONI CAD/CAM






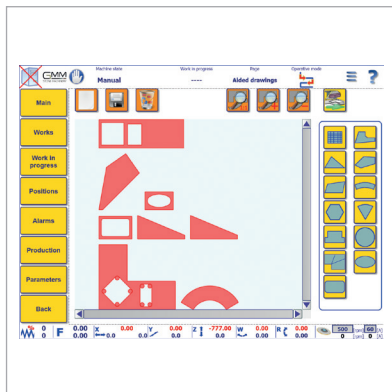
COD. A6450  
PARAMETRIC PROGRAM  
FIGURE PARAMETRICHE

COD. A7218  
STANDARD LATHE  
TORNIO STANDARD

COD. A7255  
Ø 700 mm  
BRUSHLESS LATHE  
TORNIO BRUSHLESS

COD. A7256  
Ø 1300 mm

COD. A6468  
NESTING





POWER & CONTROL




EXPERIENCE & QUALITY



TECHNOLOGY & INNOVATION

COD. A2805 (patent pending)  
Rapid load/unload system  
*Scambiatore di pianali*



Rapid load/unload system for slab using moving table tops.

*Scambiatore di pianali portalastra (4) (Patent Pending). Sistema rapido di carico/scarico sopratavole portalastra.*

COD. A9998  
Belt feed cutting line  
*Linea di taglio con nastro*



Cutting centre where the stone is transported into the cutting area, and after cutting cycle completes, out of the cutting area by a large dimension heavy duty belt instead of having a standard cutting table.

*Centro di taglio con nastro trasportatore in sostituzione del banco standard.*

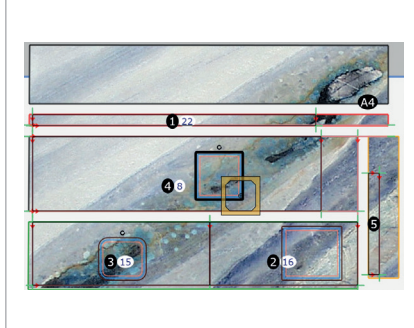
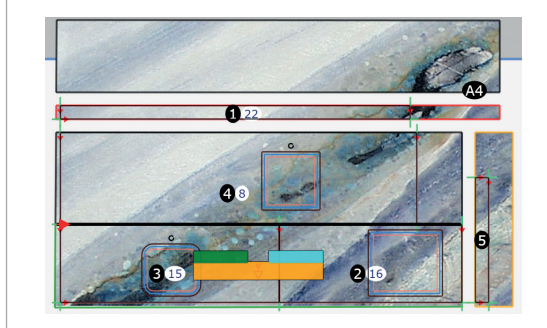
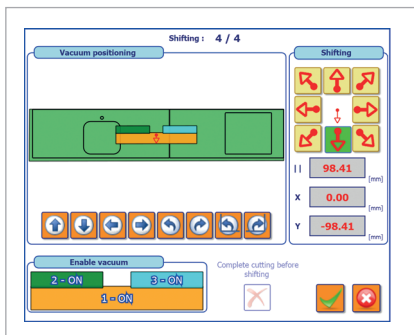
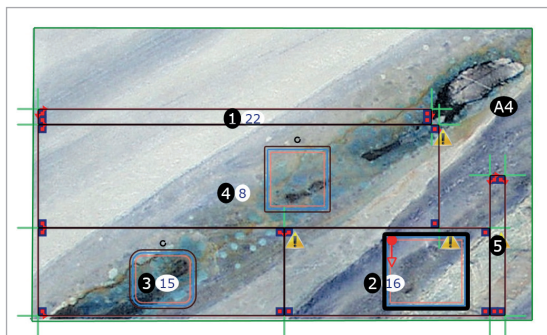


Vacuum system  
Ventose

COD. 2646  
Ø 625 mm

COD. 2643  
Ø 725 mm


COD. 2657  
Ø 825 mm



Vacuum system with 3 sections, disc casing of Ø 625-725-825 mm instead of the standard one and related software. The vacuum head blade cover is made with a special alloy of cast aluminum, corrosion resistant, reinforced and ribbed.

*Ventose: impianto a tre zone compreso relativo software di gestione e carter disco Ø 625-725-825 mm, in sostituzione dello standard, realizzato in lega speciale di alluminio pressofuso, resistente alla corrosione, rinforzato e nervato.*

COD. A1701  
Rodding unit  
Unità operatrice rodding



Rodding unit - used to create grooves in the rear side of the work piece (to be used, for example for re enforcing weaker materials) using Ø 250 mm blade mounted on a 9.5 kW (12.75 hp) S6 motor.

*Unità operatrice 'rodding' per eseguire la scanalatura di alloggiamento dei rinforzi metallici nella parte inferiore della lastra - Ø disco 250 mm - motore 9,5 kW S6.*

Litox 1000 CN2 09.2018

# GMM

STONE MACHINERY



**GMM S.P.A.  
HEADQUARTERS**  
Via Nuova, 155 - 28883 Gravelona Toce (VB) ITALY  
Tel. +39 0323 849711 - Fax +39 0323 864517  
gmm@gmm.it - www.gmm.it

**GMM S.P.A. SCHIO  
BUSINESS UNIT**  
Via Lago di Misurina 72  
236015 Schio (VI)  
ITALY  
Tel. +39 0445 576226  
Fax. +39 0445 576244  
gmm@gmm.it  
www.gmm.it

**MECTOCE S.R.L.  
PRODUCTION UNIT**  
Via Caduti del Lavoro 20/22  
28886 Pieve Vergonte (VB)  
ITALY  
Tel. +39 0324 86312  
Fax +39 0324 869677  
informazioni@mectoce.it  
www.mectoce.it

**GMM INTERNATIONAL LTD.  
COMMERCIAL UNIT**  
Unit 1717, New Tech Plaza, 34  
Tai Yau Street, Kowloon,  
HONG KONG  
Tel: +852 23666386  
info@gmm.com.hk  
www.gmmchina.cn

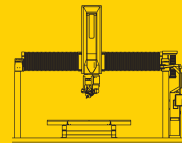
**GMM (QUANZHOU) LTD.  
COMMERCIAL UNIT**  
No.3C-1, Phase 2, Cathay Stone Mall,  
Shuitou Town, Nan'an City, Fujian Province,  
CHINA 362342  
Tel:+86 595 8609 7072  
info@gmmchina.cn  
www.gmmchina.cn

**GMM USA INC.  
COMMERCIAL UNIT**  
7606 Whitehall Executive  
Center Drive, Suite 400  
Charlotte,  
USA NC 28273  
Tel:+1980 242 2969  
Info.gmmusa@gmm.it  
www.gmm.it

**TECHNI WATERJET LTD.  
MELBOURNE HEAD OFFICE**  
47 Barry Rd.  
Campbellfield - VICTORIA,  
AUSTRALIA 3061  
Tel. +61 3 9357 8360  
Fax +61 3 9357 0446  
www.techniwaterjet.com

**TECHNI WATERJET LTD.  
PRODUCTION UNIT**  
300/21 MOO 1, Tambol Tasith  
Ampur Pluakdaeng, Rayong,  
THAILAND 21140  
Tel. +66 (0) 33 012 561-4  
Fax +66 (0) 33 012 565  
sales@techniwaterjet.com  
www.techniwaterjet.com

## Litox 1000 CN2



**5-AXIS SHAPING MACHINES / SAGOMATRICI 5 ASSI**  
Zeda 1300 CN2 | Zeda 1600 CN2 | Zeda 2000 CN2

Technical data are not binding and may be changed by GMM without prior notice.  
*I dati tecnici non sono impegnativi e possono essere modificati da GMM senza preavviso.*

ISO 9001  
BUREAU VERITAS  
Certification



Member of  
CONFINDUSTRIA MARMOMACCHINE  
ASSOMARMOMACCHINE



MEMBER  
MIA + BSI  
THE NATURAL STONE INSTITUTE

ISO 9001:2015 - Certificato N°IT234871

**IMPORTANT:** machines displayed in the present catalogue are without safety barriers in order to ensure the perfect vision of all the details of the machine. All machines will be delivered and installed with safety barriers as per current legislation. The data in the present catalogue may vary without notice due to continuous update of technology.

**IMPORTANTE:** alcune macchine sono sprovviste di alcune protezioni per meglio evidenziare le caratteristiche del prodotto. Alla consegna e alla installazione, tutte le macchine saranno munite delle protezioni secondo le vigenti norme di legge. I dati del presente depliant non sono impegnativi perché soggetti a possibili variazioni senza preavviso per aggiornamenti e continue evoluzioni tecnologiche.