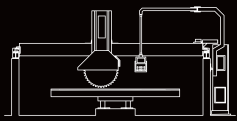


GMM
STONE MACHINERY

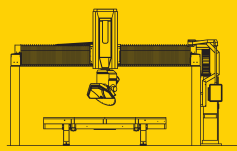
POWER & CONTROL

Egil 700 鹰际 CN2 数控

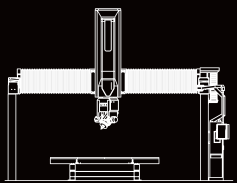
CNC 5-AXIS SAWING MACHINE 数控五轴桥切机



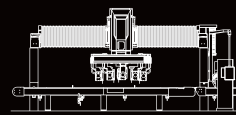
BRIDGE SAWING MACHINES



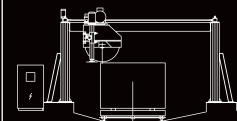
5-AXIS SAWING MACHINES
五轴桥切机



5-AXIS SHAPING MACHINES



CUTTING CENTER MACHINES



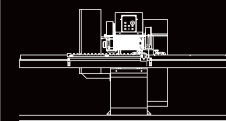
BLOCK CUTTER



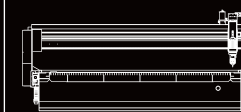
EDGE POLISHER



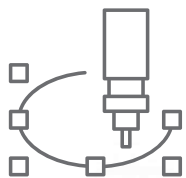
CALIBRATING AND POLISHING MACHINES



LINES AND
COMPLEMENTARY MACHINERY



WATER JET



CNC 数控


TECHNOLOGY 技术



意美美



YouTube






The Egil blends the ease of use of a traditional manual machine, with the high output operator free sawing cycles. Simple and intuitive programming enables owners and operators to get the most from the machine - featuring parametric drawings, Cuts From CAD, Contouring, Profiling and Shaping, Curb Programming, Drilling and lettering, and spiral work pieces, the machine can also be equipped (upon request) with a digital camera to provide a jpeg of the slab on screen, automatic movement/unloading of sawn pieces saving time, man power, and raw material by using integrated Vacuum head, auto tool changing with either ISO40 or simple magnetic connection, overlapping automatic table changing, a rodding device to create grooves in the underside of pieces, and even a lathe (gearbox driven or CNC).

- Full 6 axis interpolation
- Rotating head from 0° to 370°
- Automatic tilting from 0° to 90°
- Maximum blade size 825 mm (32.5 inches) with inverter drive
- Z axis (rise and fall movement) : 700 mm (27.5 inches)
- Hot dipped galvanized steel non rotating table with saw surface in either high density plastic or rubber matting (optional)
- The principle sections of the machine are made from solid cast with ancillary parts made up of hot dipped galvanized steel structures - supplied with folding door solid panel safety barriers.
- Fast and precise movements due to brushless motors with absolute encoders, recirculating ball bearing movement, precision gearboxes and interpolated axis from the CNC.
- Electro spindle running up to 6000 rpm with centre waterfeed and a 36x2 or 1/2 gas fitting. Or (on request) ISO40 cone fitting running at upto 8000rpm for automatic tool change.
- Suspended pendant with 15" TFT colour touch screen.
- Machine is equipped with USB / Ethernet port for easy loading of programs.
- Stainless steel electrical panel.

鹰际集合了传统红外线和现代数控桥切机的优点,以更加简易、直观、高效的软件操作系统进行加工绘图,并直接输出数控程序。其他可选功能包括:双台面切换自动换刀系统,专业数码摄像头进行实时工作照片采集,实时处理坏点、裂线,并同步输出切割程序,并配有真空吸盘自动装卸材料,以极高的效率进行各种异形板切割和底部开槽,真正实现一体操作,无缝对接。附加选择:实时五轴车床加工。

- 6轴联动
- 工作头自动旋转 0°- 370°
- 工作头自动倾斜 0°- 90°
- 最大锯片直径 825毫米 (32.5 吋), 配锯片变频器
- Z轴 (垂直升降移动) : 700毫米 (27.5 吋)
- 高密度塑料或橡胶的热浸镀锌钢板非旋转工作台面
- 主要零件由坚固的铸铁制成, 配套部分则由热浸镀锌钢板构成并提供折叠门式的保护屏障
- 所有运转轴在无刷电机的控制下快速和精准地移动, CNC操控各轴联动, 精密齿轮箱, 绝对编码器, 循环球轴承
- 电动主轴转速为 6000 rpm, 中央出水, 工具均采用 36×2 的细螺纹或 1/2 吋公制螺纹连接或(按要求) 用 ISO40 锥柄接头自动换刀, 运行速度高达 8000 rpm
- 悬挂式 15吋 TFT 彩色触摸屏
- 机器配备了USB / 以太网端口, 输入输出程序更加方便
- 不锈钢电控柜



TECHNICAL DATA 技术参数

CUTTING STROKE OF THE BLADE (X AXIS) 切割行程 (X轴)	3600 mm
MAXIMUM BRIDGE TRANSLATION (Y AXIS) 最大桥身横移行程 (Y轴)	2500-3660-4450 mm
MAXIMUM VERTICAL TRAVEL OF THE BLADE (Z AXIS) 最大垂直行程 (Z轴)	700 mm
MAX ANGLE OF TILT HEAD (R AXIS) 工作头最大倾斜角 (R轴)	0°-90°
MAXIMUM BLADE ROTATION (W AXIS) 最大旋转角度 (W轴)	0°-370°
TIME TO ROTATE HEAD 90° (W AXIS) 旋转工作头90°的时间 (W轴)	1.5 sec
MAXIMUM VERTICAL BLADE DIAMETER 垂直锯片最大直径	825 mm
BLADE HOLE DIAMETER 锯片中心孔直径	60 mm
BLADE LOCKING FLANGE DIAMETER 锯片固定法兰直径	213 mm
MAXIMUM CUTTING DEPTH 最大切割深度	305 mm
TABLE DIMENSION 工作台尺寸	2000 x 3500 mm
POWER OF THE BLADE MOTOR 锯片马达功率	23.5 (5 6) kW
BLADE SPEED 主轴转速	800-6000-8000* rpm
3 SECTIONS VACUUM SYSTEM - DISC CASING 吸盘锯片罩	Ø 625-725-825 mm
SLIDE CUT SPEED (X AXIS) 工作头滑切速度 (X轴)	0-35 m/min
BRIDGE TRANSLATION SPEED (Y AXIS) 桥移速度 (Y轴)	0-35 m/min
VERTICAL MOVEMENT SPEED (Z AXIS) 垂直移动速度 (Z轴)	0-7.5 m/min
TOTAL MACHINE MASS 设备总重	5500 kg
MACHINE PACKING DIMENSIONS 装运规格	20' O.T. container 开顶柜

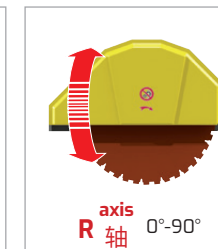
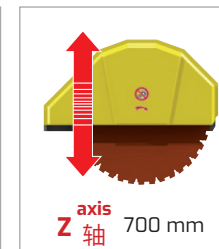
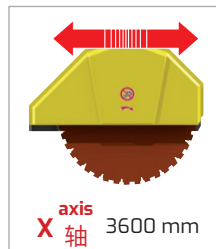
*OPTIONAL 选项



Programming and control unit
程序和控制单元
15" touchscreen colour display with LAN
connection and USB port.
15" 彩色触摸屏, 配LAN网线连接和USB
端口



- TOUCHSCREEN
彩色触摸屏
ADVANCED
GRAPHIC DISPLAY
先进的图形显示
- CAD CAM
- GMM
TELESERVICE
远程网络
技术支持



TECHNOLOGY & INNOVATION



EXPERIENCE & QUALITY



POWER & CONTROL




Egil 鹰际 700 CN2

STANDARD MACHINE PROGRAM 机械标准程序


CODE 编号: MF 350



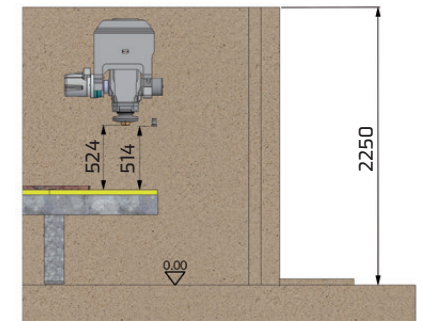
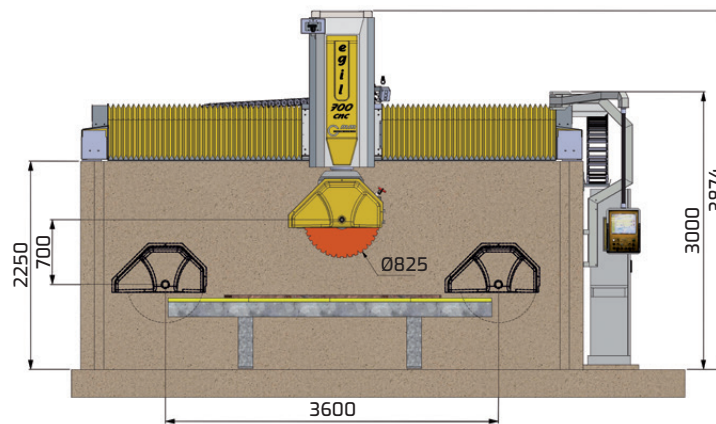
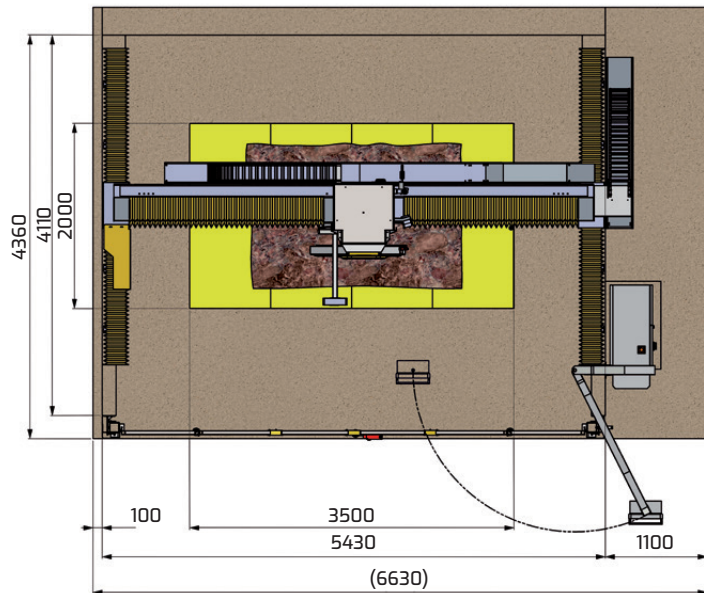
Single cut, multiple cuts, inclined or mitre cuts.
单次切, 多次切, 倾斜切



Orthogonal cuts and polygons.
正交及多边形切割



Circumferences, archs.
切圆, 弧线





POWER & CONTROL



EXPERIENCE & QUALITY



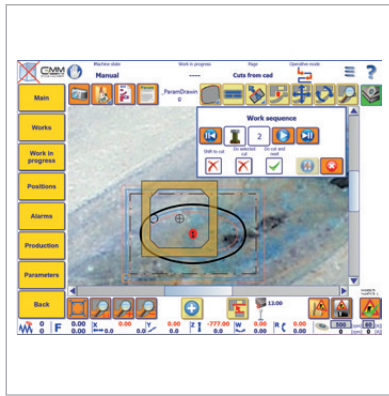
TECHNOLOGY & INNOVATION

OPTIONS 选项

CODE 编号: A6446
CUTS FROM CAD
CAD 排版



CODE 编号: A6447
CONTOURING 2D
轮廓(周线)作业软件



CODE 编号: A5501
TOOL DIAMETER CONTROL
刀具直径/长度测量器



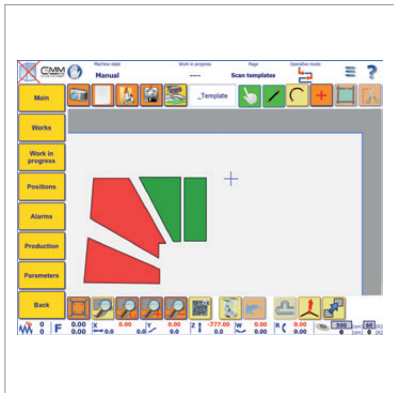
CODE 编号: A5504
SLAB THICKNESS READER
大板厚度检测仪



CODE 编号: A5453
CAMERA ON BOARD
摄像头




CODE 编号: A6423
OPTICAL TEMPLATE COPIER
光学模板复制器



CODE 编号: A1711
MAGNETIC TOOL CHANGER
磁力换刀装置



CODE 编号: A1714
12-POSITION AUTOMATIC TOOL CHANGER
12槽位自动刀具库



TECHNOLOGY & INNOVATION



EXPERIENCE & QUALITY




POWER & CONTROL

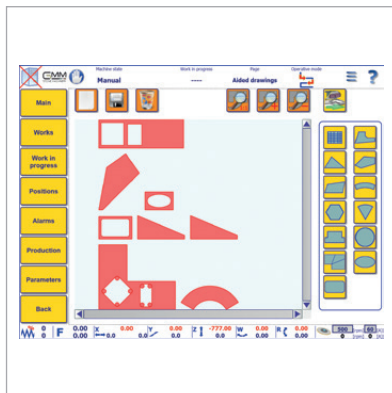


Egil 鹰际 700 CN2


CODE 编号: A6443 - A6444
WORKS WITH CAD/CAM
CAD / CAM 作业程序



CODE 编号: A6450
PARAMETRIC PROGRAM
参数化设计程序



CODE 编号: A7255
Ø 700 mm
BRUSHLESS LATHE
无刷车床




CODE 编号: A2108
HYDRAULIC TILTING TABLE
液压翻板台
2000 x 3500 mm



CODE 编号: A1731
AUTOMATIC DISC CHANGER
自动锯片更换





POWER & CONTROL



EXPERIENCE & QUALITY



TECHNOLOGY & INNOVATION

CODE 编号: A2805 (patent pending)
Rapid load/unload system
快速装卸大板系统 (专利申请)



CODE 编号: A9998
Belt feed cutting line
规格板输送带切割线



Rapid load/unload system for slab using moving table tops.

快速装卸大板系统：
- 大板台面快速交换



Cutting centre where the stone is transported into the cutting area, and after cutting cycle completes, out of the cutting area by a large dimension heavy duty belt instead of having a standard cutting table.


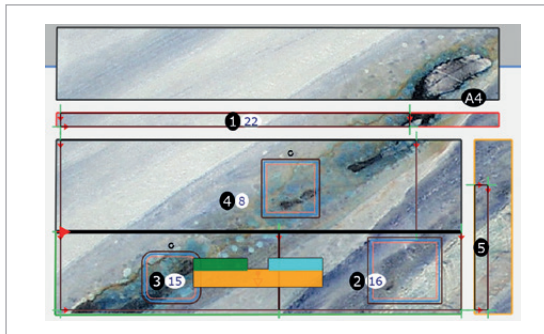
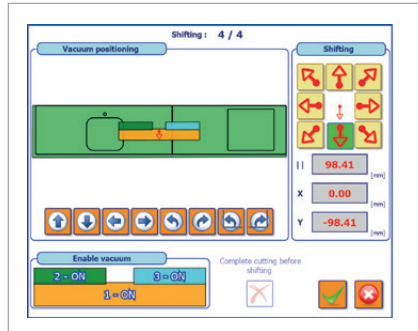
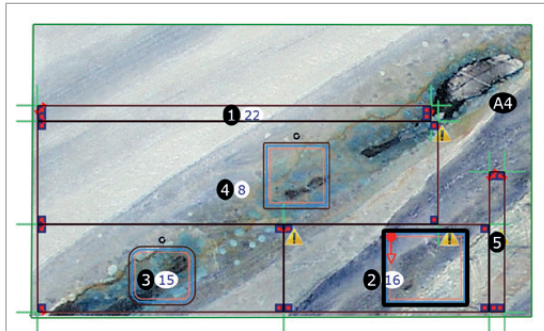
利用大尺寸重型输送带将石材运送到切割区域, 在切割完成后, 将其运出切割区域, 取代标准工作台。

Vacuum system
真空吸盘

CODE 编号: A2646
Ø 625 mm

CODE 编号: A2643
Ø 725 mm

CODE 编号: A2657
Ø 825 mm



Vacuum system with 3 sections, disc casing of Ø 625-725-825 mm instead of the standard one and related software. The vacuum head blade cover is made with a special alloy of cast aluminum, corrosion resistant, reinforced and ribbed.

吸盘的三个区域置于锯片罩表面, 锯片罩最大可装Ø625-725-825mm的锯片。吸盘罩由特制铸造铝合金制成, 防锈功能强。

CODE 编号: A1701
Rodding unit
开槽系统



Rodding unit - used to create grooves in the rear side of the work piece (to be used, for example for re enforcing weaker materials) using Ø 250 mm blade mounted on a 9.5 kW (12.75 hp) S6 motor.

开槽系统包括:

- 锯片: Ø250 毫米
- 马达: 9.5kW (S6)

GMM

STONE MACHINERY



GMM S.P.A.
HEADQUARTER 意大利总部
ITALY
www.gmm.it

GMM S.P.A. SCHIO
BUSINESS UNIT
ITALY
www.gmm.it

GMM USA INC.
COMMERCIAL / AFTER SALES UNIT
USA
www.gmm.it

GMM STEINBEARBEITUNGSMASCHINEN GMBH
COMMERCIAL / AFTER SALES UNIT
GERMANY
www.gmm-steinbearbeitung.de

BAVELLONI SPA
HEAD OFFICE / PRODUCTION UNIT
ITALY
www.bavelloni.com

BAVELLONI SPA
TOOLS DIVISION / PRODUCTION UNIT
ITALY
www.bavelloni.com

BAVELLONI AMERICA INC.
COMMERCIAL / AFTER SALES UNIT
USA
www.bavelloni.com

BAVELLONI DO BRASIL
COMERCIO DE MAQUINAS LTDA
COMMERCIAL / AFTER SALES UNIT
BRAZIL
www.bavelloni.com

Z.BAVELLONI MÉXICO S.A. DE C.V.
COMMERCIAL / AFTER SALES UNIT
MEXICO
www.bavelloni.com

TECHNI WATERJET LTD.
MELBOURNE HEAD OFFICE
AUSTRALIA
www.techniwaterjet.com

TECHNI WATERJET LTD.
PRODUCTION UNIT
THAILAND
www.techniwaterjet.com

TECHNI WATERJET LLC
COMMERCIAL / AFTER SALES UNIT
USA
www.techniwaterjet.com

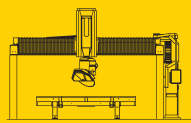
WPA WATERJET
PRODUCTION ACADEMY GMBH
DISTRIBUTOR
GERMANY
www.wpa-gmbh.com

GMM INTERNATIONAL LTD.
凌意国际有限公司
COMMERCIAL / AFTER SALES UNIT
HONG KONG 香港
香港九龙大有街34号新科技广场17楼17室
Tel. +852 2366 6386, Fax: +852-2367 0525
info@gmm.com.hk
www.gmmchina.cn

GMM (QUANZHOU) LTD.
泉州意美美机械有限公司
COMMERCIAL / AFTER SALES UNIT
CHINA 中国
福建南安市海联创业园海西石材城
大理石精品市场二期分区商铺3C-1
邮编:362342
Tel. +86 595 8609 7072, +86-134 3050 4901
info@gmmchina.cn
www.gmmchina.cn

MECTOCE S.R.L.
PRODUCTION UNIT
ITALY
www.mectoce.it

Egil 鹰际 700 CN2



5-AXIS SAWING MACHINES 五轴桥切机

Brio Easy 400 CN2 | Extra 480 CNC | Extra 400 CN2 | Intra 520 CN2 | Intra 520 XL CN2

Technical data are not binding and may be changed by GMM without prior notice.
技术参数不具有约束力, GMM可能会更改, 恕不另行通知。

IMPORTANT: machines displayed in the present catalogue are without safety barriers in order to ensure the perfect vision of all the details of the machine. All machines will be delivered and installed with safety barriers as per current legislation. The data in the present catalogue may vary without notice due to continuous update of technology.

重要说明: 本说明书为了更清晰地展现设备全貌, 在拍照时撤离了安全保护屏障, 设备在实际交付与安装时都会配备安装保护屏。本产品说明书中的所有参数可能因更新原因而有所不同, 请按照当时咨询时为准。

